



School of the Art Institute
of Chicago

**Thank You for
Joining Us Tonight!
The Webinar will
begin at 6:35 PM (CT).**



School of the Art Institute
of Chicago

How to Apply for Financial Aid Using the 2025-26 FAFSA




School of the Art Institute
of Chicago

*This webinar is being recorded
and it will be available on the
SAIC website and will be emailed
to any individual who registered
for the webinar within 48 hours.*

Tuition and Fees Cost

- ▶ The cost of an education at the School of the Art Institute of Chicago includes more than just tuition
- ▶ **To the right**, you'll find a full breakdown of direct costs that may be charged to a student's account, including housing, insurance, and fees for the **2024-25 academic year**.
- ▶ **Tuition and Fees for the 2025-26 are not yet available**. They will be available in **late January, 2025**.

2024-25
Tuition and
Fees
**(Scan this
QR Code)**



SAIC Merit Scholarships

- ▶ SAIC awards generous **Merit Scholarships** to **Graduate students** who demonstrate exceptional levels of thoughtfulness, skill, conceptual capabilities, and academic groundedness.
- ▶ Scholarships are financial awards that **do not need to be repaid**.
- ▶ No additional application is required; merit scholarships are **awarded at the time of admission** based on a holistic view of your **portfolio and application materials**.

More
information
regarding
SAIC Merit
Scholarships
**(Scan this QR
Code)**



What is the FAFSA?

- ▶ It is the free **Federal Application** that student's need to submit each year to be eligible for Federal Financial Aid.
- ▶ To apply for federal student aid, such as need based work-study eligibility and federal loans, you need to complete the **Free Application for Federal Student Aid (FAFSA)**.
- ▶ In addition, many colleges like SAIC, use your FAFSA information to determine your eligibility for **need based institutional financial assistance**.



Submit the FAFSA?

- ▶ Student's must **submit a FAFSA each academic year** in which Financial Aid is sought.
- ▶ Students must be a **U.S. citizen** or **eligible noncitizen** -- International Students **do not** submit a FAFSA.
- ▶ Students, in accordance with Federal Student Aid, **must also include their spouses information** on their FAFSA Application as a “Contributor”.
- ▶ The **2025-26 FAFSA** became available to complete **December 1, 2024**.
- ▶ Available on-line at **StudentAid.gov**
- ▶ SAIC School code - **001753**

Secure an FSA ID before submitting your FAFSA

- ▶ Students and Contributors **will not be able to access** the FAFSA form **without an FSA ID** set up prior to starting the form.
- ▶ An **FSA ID** is a **username and password** you need to access Federal Student Aid Applications.
- ▶ Remember, the **FSA ID is unique** and the **student and contributor (if applicable)** have their very own. **Do not mix them up.**
- ▶ Please be sure to remember your FSA ID; you will need it again in the future. **Write it down in a secure place.**
- ▶ Create an FSA ID - [StudentAid.gov](https://studentaid.gov)



Create an FSA ID
(Scan this QR Code)

What happens next?

- ▶ The student will receive a **email** from Federal Student Aid **within 3 days** after the FAFSA is submitted.
- ▶ **READ** that email.
- ▶ Your FAFSA information is **shared with the colleges** you list on the application. (up to 20 colleges can be added)
- ▶ Schools use your information to determine how much aid you may receive at that individual school.
- ▶ Other schools might also have **other forms** for you to fill out
- ▶ The **FAFSA is the only** Financial Aid Form **needed at SAIC**.

What is the result of the FAFSA?

- ▶ If your FAFSA is complete, the student will be notified of the results of the FAFSA – **Student Aid Index (SAI)**
- ▶ Schools use the **SAI** to determine your federal student aid eligibility and Financial Aid Award Offer.
- ▶ Your SAI is **not** the amount of money you will have to pay for college, **nor** is it the amount of federal student aid you will receive. It is the number used by Federal Student Aid and your school to calculate the amount of aid you are eligible to receive.



Financial Aid Award Offer

- ▶ Once SAIC receives your SAI from your submitted FAFSA, we will use it to determine your eligibility for Financial Assistance and provide you with a **Financial Aid Award Offer**.
- ▶ Your Financial Aid Award Offer may contain:
 - ▶ **Scholarships and Grants** (*free money*)
 - ▶ Merit Scholarships from SAIC (Department)
 - ▶ Need Based Grants
 - ▶ **Federal Work-Study Eligibility** (*earned money*)
 - ▶ Federal Need Based Self-Help – based on (SAI)
 - ▶ **Federal Student Loans** (*must be paid back*)
 - ▶ Federal Direct Unsubsidized Stafford Loans
 - ▶ Eligibility for credit-based Federal Direct Graduate PLUS Loans
 - ▶ **Eligibility for Private Loans** (*must be payed back*)
 - ▶ If you choose not to access Federal Direct Graduate PLUS Loans. Also credit based.

**SAIC will start providing
Financial Aid Award Offer
Notifications beginning in
Late-January 2025.
Students will receive an
email and an Financial
Award Offer Notification
Packet (Big Blue).**

Helpful Videos from FSA

- ▶ The U.S. Department of Education (ED)/Federal Student Aid (FSA) provides short, but very helpful videos for students and families, including:
 - ▶ What is the FAFSA?
 - ▶ How to Create a Account and Username (FSA ID) for StudentAid.gov.
 - ▶ Who is a Contributor on the FAFSA Form?
 - ▶ What Happens After Submitting Your FAFSA?
- ▶ youtube.com/FederalStudentAid



FSA YouTube Channel
(Scan this QR Code)

Apply for Outside Scholarships

- ✓ Employers
- ✓ Local Organizations
- ✓ Internet Searches
- ✓ saic.edu/outsidescholarships

**Begin applying
to Outside
Scholarships
NOW!!!**



Outside Scholarship List
(Scan this QR Code)

Graduate Admissions Next Steps

Admissions Next Steps

Step 1: Activate Your ARTIC Account

Step 2: Apply for Financial Aid

Step 3: Make Your Enrollment Deposit

Step 4: Secure Housing

Step 5: Register for Classes

Step 6: Payment Information

Step 7: Health Insurance and Immunization


Step 8: Transcripts

Step 9: Participate in Orientation

Step 10: ARTICard, U-Pass, Textbooks, and Supplies

Step 11: Teaching Assistantships and Jobs

- ▶ Check out the Office of Graduate Admissions website for **Admitted Students - Next Steps**.
- ▶ Publicizes upcoming **New Student Receptions** and **Information Sessions**; including upcoming **Student Financial Services Webinars!**
- ▶ Helpful list of **Graduate Financial Resources**
- ▶ Information specially for International students as well.



Graduate Next Steps
(Scan this QR Code)



School of the Art Institute
of Chicago

*This webinar is being recorded
and it will be available on the
SAIC website and will be emailed
to any individual who registered
for the webinar within 48 hours.*

QUESTIONS?

SAIC Student Financial Services
We are here to help you!

Email: saic.sfs@saic.edu
Phone: 312.629.6600

Monday – Friday 8:30 am – 4:30 pm (CST)

Website: saic.edu/SFS
Forms: saic.edu/faforms

 **Facebook:** facebook.com/SAICsfs
 **X:** x.com/SAIC_SFS

**We routinely post
helpful resources,
friendly reminders,
and outside
scholarships we
have been made
aware of.**